



## STEP BY STEP INSTRUCTIONS



1. CableLoc is provided with one end of the strap attached to the Loc.




2. Grab the free end of the strap and loop around components.



3. Insert strap into Loc. Pull tight.



4. Secure excess strap with Slack Management options. [Option 1](#)



5. Slack Management [Option 2](#)

