

“Stay Connected” with



HEYware Products

a PennEngineering® Company

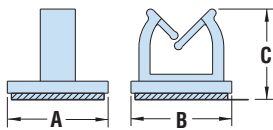


HEYClip™ Cable Holders - Adhesive Back Mount

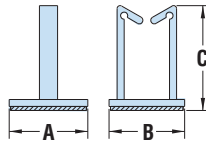
| WIRE CAPACITY | | PART NO. | | | DESCRIPTION | OVERALL HEIGHT C | | FOOTPRINT A x B | | STYLE |
|---------------------|------------|----------|---------|-------|-------------|------------------|------|-----------------|-------------|-------|
| in. | mm. | Rubber | Acrylic | VHB | | in. | mm. | in. | mm. | |
| CH RA Series | | | | | | | | | | |
| .17 x .12 | 4,4 x 3,0 | 4271 | - | - | CH RA-72 | .31 | 7,9 | .37 x .37 | 9,4 x 9,4 | 4 |
| .18 x .11 | 4,6 x 2,8 | - | 4212A | 4212V | CH RA-65 | .26 | 6,5 | .37 x .37 | 9,4 x 9,4 | 1 |
| | | - | 4213A | 4213V | CH RA-83 | .33 | 8,3 | | | |
| .25 x .13 | 6,4 x 3,2 | 4214 | 4214A | 4214V | CH RA-102 | .40 | 10,2 | .50 x .50 | 12,7 x 12,7 | |
| .31 x .16 | 7,9 x 4,1 | 4215 | 4215A | 4215V | CH RA-119 | .47 | 11,9 | | | |
| .35 x .31 | 8,9 x 7,9 | - | 4216A | 4216V | CH RA-141 | .56 | 14,1 | | | |
| | | - | 4217A | 4217V | CH RA-157 | .62 | 15,7 | | | |
| x .19 | x 4,7 | 3603 | 3603A | 3603V | CH RA-122 | .47 | 12,0 | .76 x .74 | 19,3 x 18,8 | 2 |
| .45 x .38 | 11,4 x 9,5 | 3608 | 3608A | 3608V | CH RA-172 | .68 | 17,2 | | | |
| | | 3613 | 3613A | 3613V | CH RA-267 | 1.05 | 26,7 | | | |
| x .75 | x 19,0 | | | | | | | .50 x 1.00 | 12,7 x 25,4 | 3 |
| .29 x .25 | 7,4 x 6,4 | 3614 | - | - | CH RA-121 | .48 | 12,1 | | | |

Standard color natural. Flame retardant UL 94V-0 material available, consult Heyco.

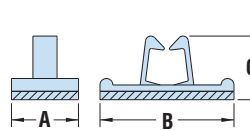
Style 1



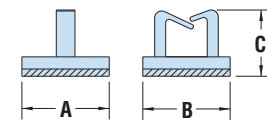
Style 2



Style 3



Style 4



HEYClip™ Cable Holders - Blind Head Mount

For .250" (6,4 mm) Minimum Thickness Panels

| WIRE CAPACITY | | PART NO. | DESCRIPTION | OVERALL HEIGHT C | | FOOTPRINT A x B | | MOUNTING HOLE DIA. | | | |
|-----------------------------------|--------|----------|-------------|------------------|-------------|-----------------|-----------|--------------------|------------|------|-----|
| in. | mm. | | | in. | mm. | in. | mm. | in. | mm. | | |
| Top Entry - Regular Gate | | | | | | | | | | | |
| .44 | x .19 | 11,1 | x 4,8 | 4202 | CH RB-13 | .51 | 13,0 | .22 x .61 | 5,6 x 15,5 | .312 | 7,9 |
| | x .38 | | 4203 | CH RB-18 | .71 | 18,0 | | | | | |
| | x .74 | | 4204 | CH RB-27 | 1.06 | 26,9 | | | | | |
| | x 1.05 | | 4205 | CH RB-35 | 1.40 | 35,6 | | | | | |
| Top Entry - Latch Gate | | | | | | | | | | | |
| .44 | x .14 | 11,1 | x 3,6 | 4206 | CH LB-13 | .51 | 13,0 | .22 x .61 | 5,6 x 15,5 | .312 | 7,9 |
| | x .33 | | 4207 | CH LB-18 | .71 | 18,0 | | | | | |
| | x .69 | | 4208 | CH LB-27 | 1.06 | 27,0 | | | | | |
| | x 1.00 | | 4209 | CH LB-35 | 1.38 | 35,0 | | | | | |
| Side Entry - Regular Gate* | | | | | | | | | | | |
| .11 | x .33 | 2,8 | x 8,3 | 4220 | CH RB-13-90 | .20 | 5,1 | .37 x .50 | 9,5 x 12,7 | .157 | 4,0 |
| | x .49 | | 4221 | CH RB-17-90 | .20 | 5,1 | .37 x .67 | 9,5 x 17,0 | | | |

Standard color natural. Flame retardant UL 94V-0 material available, consult Heyco. *For Panel thickness up to .161" (4,1 mm)

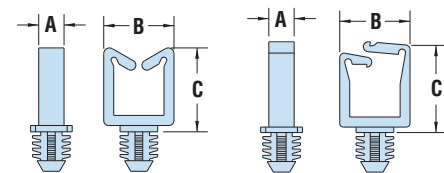
| | | |
|---------------------|-----------------------------------|-----------------------------------------------|
| Material | Nylon 6/6 | Adhesives* |
| Flammability Rating | 94V-2 | Rubber Adhesive 50°F (10°C) to 155°F (68°C) |
| Temperature Range | Nylon: 32°F (0°C) to 185°F (85°C) | Acrylic Adhesive 10°F (-12°C) to 180°F (82°C) |
| | | VHB Adhesive -40°F (-40°C) to 194°F (90°C) |

*Low temperature reflects minimum application temperature for adhesives

- Gather and direct single or bundles of cable.
- Apply to a clean, dry surface.
- Part Description Key: CH RA-X, where X = Overall Height (mm).
- Part Description Key: CH RA-X, where X = Overall Height (mm).
- Clips without suffix have a load rating of 1 pound per square inch
- Clips with suffix “A” have a load rating of 6 pounds per square inch
- Clips with suffix “V” have a load rating of 105 pounds per square inch

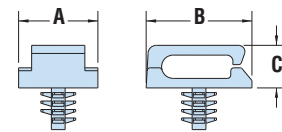


- Gather and route cables.
- Part Description Key: CH RB-X, where X = Overall Height (mm).



Top Entry Regular Gate

Top Entry Latch Gate



Side Entry Regular Gate