

“Stay Connected” with



Strain Relief Bushings

a PennEngineering® Company



Heyco® Original Strain Relief Bushings

Straight-Thru for Round Cables

.375" (9,5 mm) to .500" (12,7 mm) Mounting Holes

- **Protects the lifeline of your electric/electronic products** by absorbing the forces of pull, push, and twist that maybe exerted on the flexible power cord.
- Securely anchors, insulates, and protects cables at panel entry points.
- Sizes SR 2-Series to SR 6-Series for mounting hole diameters from .375" (9,5 mm) to .500" (12,7 mm).
- See page 4-38 for corresponding **Mounting Hole Plugs** which can be used to fill blank/unused Mounting Holes and thus allow for a single panel design for multiple applications.
- See pages 4-27 & 4-28 for SR assembly tools.
- **See schematic on page 4-20.**
- For Double D Mounting Hole Punches, see page 4-30.



WILL FIT THESE CABLES				PANEL DIMENSIONS						PART NO.	DESCRIPTION	PART DIM.		Mounting Hole Plug PART NO.	
UL Type	AWG/Conductors	Approximate Size		A Mounting Hole Dia.		B To Prevent Rotation		Finished Fit Panel Thickness*				Black	C BODY LENGTH		in.
		in.	mm.	in.	mm.	in.	mm.	in.	mm.		in.			mm.	
AWM	12/1	.125-.187	3,2-4,8	.375	9,5	.330	8,4	.062	1,6	1060	SR 2M-1	.406	10,3	2617	
SV & SVT	18/2	.220-.245	5,6-6,2	.500	12,7	.450	11,4	.062	1,6	1157	SR 5MN-3	.438	11,1	2491	
Same as SR 5MN-3 above except									.100	2,5	1140	SR 5M-3	.438	11,1	2491
For custom interlock cable, not UR		.250	6,4	.560	14,2	.730	18,5	.125	3,2	1487	SR 30-1A**	.672	17,1	consult Heyco	
		.265	6,7	.560	14,2	.730	18,5	.125	3,2	1490	SR 30-1B**				
SV & SVT	18/2	.250	6,4	.500	12,7	.450	11,4	.062	1,6	1150	SR 5N-4	.438	11,1	2491	
	18/3	.255	6,5	.500-.515	12,7-13,1										
HPD	18/2	.270	6,9	.500	12,7	.450	11,4	.062	1,6	1150	SR 5N-4	.438	11,1	2491	
	16/2	.290	7,4	.500-.515	12,7-13,1										
SJT	18/2	.300	7,6	.531	13,5	.450	11,4	.062	1,6	1150	SR 5N-4	.438	11,1	2491	
Same as SR 5N-4 above except															.100
									.156	4,0	1154	SR 5L-1	.438	11,1	consult Heyco
SV & SVT	18/2	.255	6,5	.500	12,7	.450	11,4	.100	2,5	1137	SR 5P3-4	.438	11,1	2491	
	18/3	.270	6,9												
HPD	18/2	.290	7,4	.500	12,7	.465	11,8	.090	2,3	1184	SR 6W-1	.438	11,1	2491	
SJ, SJT & SJO	18/2	.300	7,6												
SPT-3	16/2														

Standard color black. Consult Heyco for white and other colors.

*Maximum Panel Thickness. Part has additional clearance. Consult Heyco for your Custom Finished Fit Panel Thickness.

**Use Elongated Mounting Hole.

Quick Specs

Material	Nylon 6/6
Certifications	Recognized under the Component Program of Underwriters' Laboratories File E15331
	Certified by the Canadian Standards Association File 8919
Flammability Rating	94V-2
Temperature Range	-.04°F (-18°C) to 221°F (105°C)

“Stay Connected” with



Strain Relief Bushings

a PennEngineering® Company



Heyco® Original Strain Relief Bushings

Straight-Thru for Round Cables

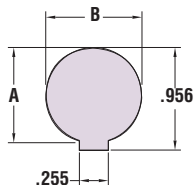
.625" (15,9 mm) to .750" (19,0 mm) Mounting Holes

WILL FIT THESE CABLES				PANEL DIMENSIONS						PART NO.	DESCRIPTION	PART DIM.		Mounting Hole Plug PART NO.	
UL Type	AWG/ Conductors	Approximate Size		A Mounting Hole Dia.		B To Prevent Rotation		Finished Fit Panel Thickness*				C BODY LENGTH			
		in.	mm.	in.	mm.	in.	mm.	in.	mm.	in.	mm.	in.	mm.		
SJ, SJT & SJO	18/2	.300	7,6	.625	15,9	.550	14,0	.062	1,6	1217	SR 6N-4	.578	14,7	2497	
Same as SR 6N-4 above except									.125	3,2	1210	SR 6P-4	.578		14,7
SJT	18/3	.300-.330	7,6-8,4	.625	15,9	.550	14,0	.062	1,6	1197	SR 6N2-4	.578	14,7		
SJ, SJT & SJO	16/2	.325	8,3	.625	15,9	.550	14,0	.062	1,6	1200	SR 6N3-4	.578	14,7		
	18/3	.330	8,4												
	14/2	.350	8,9												
	16/3	.355	9,0												
18/4	.360	9,1													
Same as SR 6N3-4 above except									.125	3,2	1207	SR 6P3-4	.578		14,7
S & ST	18/2	.380	9,7	.625	15,9	.550	14,0	.062	1,6	1202	SR 6N5-4	.578	14,7		
	16/2	.405	10,3												
Same as SR 6N5-4 above except									.125	3,2	1204	SR 6P5-4	.578	14,7	
SJ, SJT & SJO	18/2	.300	7,6	.625	15,9	.550	14,0	.156	4,0	1214	SR 6L-1	.678	17,2	consult Heyco	
	16/2	.325	8,3	.656	16,7										
	18/3	.330	8,4	.656	16,7										
HPD	16/3	.355	9,0	.687	17,4										
SJT	18/4	.360	9,1	.750	19,0	.660	16,8	.062	1,6	1244	SR 7N-2	.750	19,1	2503	
	14/3	.370	9,4												
S & ST	18/2	.390	9,9	.750	19,0	.660	16,8	.062	1,6	1244	SR 7N-2	.750	19,1		
	18/3	.405	10,3												
	16/2	.405	10,3												
16/3	.430	10,9	.750-.781	19,0-19,8											
Same as SR 7N-2 above except									.125	3,2	1237	SR 7P-2	.750	19,1	

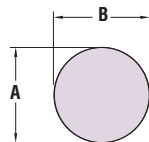
Standard color black. Consult Heyco for white and other colors.

*Maximum Panel Thickness. Part has additional clearance. Consult Heyco for your Custom Finished Fit Panel Thickness.

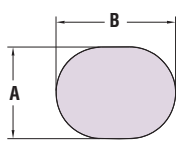
- Protects the lifeline of your electric/electronic products by absorbing the forces of pull, push, and twist that may be exerted on the flexible power cord.
- Securely anchors, insulates, and protects cables at panel entry points.
- Sizes SR 6-Series to SR 7-Series for mounting hole diameters from .625" (15,9 mm) to .781" (19,8 mm).
- Sizes for thin .062" (1,6 mm) panel available: SR 7N-2 See chart for details.
- See page 4-38 for corresponding Mounting Hole Plugs which can be used to fill blank/unused Mounting Holes and thus allow for a single panel design for multiple applications.
- Consult Heyco for other wire types and sizes.
- See pages 4-27 & 4-28 for SR assembly tools.
- See page 4-19 for Quick Specs.
- For Double D Mounting Hole Punches, see page 4-30.



FOR SR-7KR-2 ONLY



STANDARD MOUNTING HOLES



ELONGATED MOUNTING HOLE

