

“Stay Connected” with

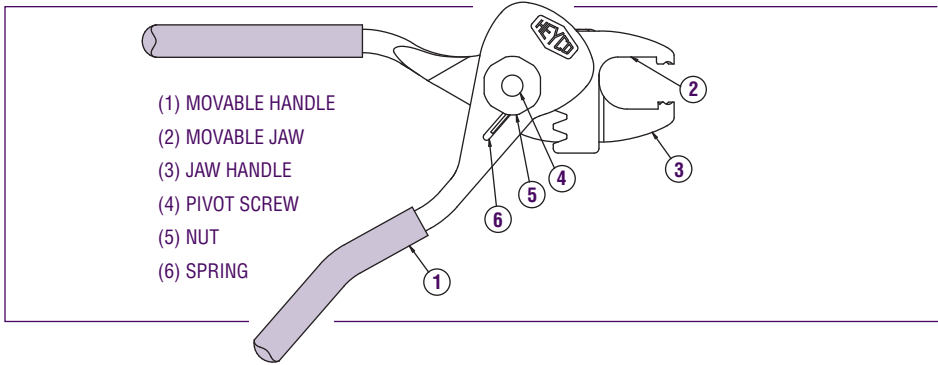


Strain Relief Bushings

a PennEngineering® Company



## Heyco® Original Strain Relief Bushing Assembly Pliers Instructions and Spare Parts



DESCRIPTION	SPARE PART NO.		Drawing Ref. No.
	for 0022 R 29 Plier	for 0030 R 30 Plier	
Grips	0037	0047	1
Pivot Screw	0036	0046	4
Nut	0032	0032	5
Spring	0031	0031	6

### Part No. 0022

R 29 Pliers are shipped set for a 1/4" (6,4 mm) opening.

### Part No. 0030

R 30 Pliers are shipped set for a 37/64" (14,7 mm) opening.

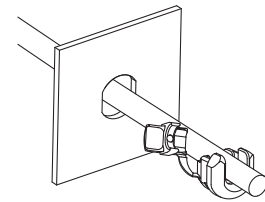
These Pliers will assemble the majority of our **Heyco Original Strain Relief Bushings** (see Directory, opposite). If adjustment is necessary, follow the instructions below:

- A. Remove Nut (5) and Spring (6).
- B. Close Pliers and lift off Movable Handle (1).
- C. Move Jaw (2) to desired opening (see Directory, opposite).
- D. Reassemble Handle (1) in **closed** position so that the gear teeth engage.
- E. Open Pliers and replace Spring (6) with short end in deepest recess, long end in Handle groove.
- F. Replace and secure Nut (5).

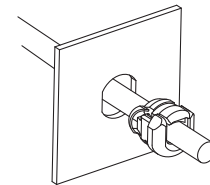
See opposite page for alternative jaw openings.

For Original Strain Relief Assembly **Air Tools**, see page 4-29.

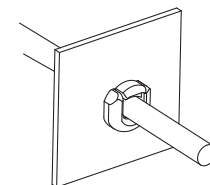
#### Assembly Instructions:



Position on Wire



Squeeze Pliers



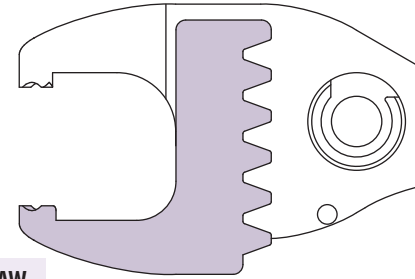
Push into Double D Mounting Hole

“Stay Connected” with



Strain Relief Bushings

a PennEngineering® Company



## Heyco® Original Strain Relief Bushing Assembly Pliers Directory and Jaw Settings Guide

MOUNTING HOLE DIA.		Page No.	HEYCO ORIGINAL STRAIN RELIEFS		PLIER JAW OPENING	
in.	mm.		Strain Relief Description for Flat Cables	Page No.	Strain Relief Description for Round Cables	in.
<b>Use PART NO. 0022 R 29 Plier</b>						
.375	9,5	4-17 4-23	SR 302-1, SR 300-1, SR 2P-4, SR 2L-1 SR 2P-5	4-19	SR 2M-1	No Opening
.437	11,1	4-17 4-23 4-26	SR 3P-4, SR 3W-1, SR 3L-1 SR 3P-5 SR 13-1			11/32 8,7
.500	12,7	4-17 4-17 4-18 4-22 4-23 4-24 4-26	SR 4P-4, SR 4N-4, SR 4K-4, SR 4L-4 SR 4K-1, SR 4L-1 SR 5W-1, SR 5KN-4, SR 5K-4 SR 4N-6, SR 4K-6 SR 4N-5 SR 4N-7 SR 14-1	4-19 4-19  4-23 4-24 4-25	SR 5MN-3, SR 5M-3, SR 5N-4, SR 5P-4 SR 5L-1, SR 5P3-4, SR 6W-1  SR 5N-5 SR 5N-7, SR 5P-7 SR 15-1	11/32 8,7
.560	14,2	4-18 4-26	SR 30-1 SR 16-1, SR 20-1, SR 20L-1	4-19	SR 30-1A, SR 30-1B	11/32 8,7
.625	15,9	4-18 4-23	SR 6N4-4, SR 6P4-4 SR 6K-5	4-20 4-20 4-23 4-24 4-25 4-34	SR 6N-4, SR 6P-4, SR 6N2-4, SR 6N3-4 SR 6P3-4, SR 6L-1 SR 6P-5, SR 6P2-5, SR 6N3-5, SR 6P3-5 SR 6N-7, SR 6P-7, SR 6N3-7, SR 6P3-7, SR 6P3-7S SR 10N-2, SR 10-2, SR11-2, SR 11K-2 SR 6P10 CEE, SR 6P30 CEE	11/32 8,7
.750	19,1	4-18 4-24 4-26	SR 33-1 SR 7P-7 SR 23-1	4-20 4-25	SR 7P-2 SR 17-2	19/32 15,1
.875	22,2	4-18 4-26	SR 34-2, SR 31-2 SR 24-1	4-21 4-21	SR 7K-2, SR 7KR-2, SR 7W-2, SR 7L-2 SR 31-2, SR 8P-2, SR 8L-1	19/32 15,1
<b>Use PART NO. 0021 R 291 Plier – for .040" (1,0 mm) panel thickness Strain Reliefs</b>						
.437	11,1	4-17	SR 3A-4			11/32 8,7
.500	12,7	4-22 4-26	SR 4A-6 SR 14A-1			11/32 8,7
<b>Use PART NO. 0030 R 30 Plier – more leverage for thicker cables</b>						
.750	19,1	4-18 4-24 4-26	SR 33-1 SR 7P-7 SR 23-1	4-20 4-25	SR 7P-2 SR 17-2	37/64 14,7
.875	22,2	4-18 4-26	SR 34-2, SR 31-2 SR 24-1	4-21 4-21	SR 7K-2, SR 7KR-2, SR 7W-2, SR 7L-2 SR 31-2, SR 8P-2, SR 8L-1	37/64 14,7
1.093	27,8	4-26	SR 21-2	4-21 4-21	SR 9P-2, for 1-3/32" (27,8 mm) MH SR 9P-2, for 1-3/16" (30,2 mm) MH	27/32 21,4 1-7/64 28,2
<b>Use PART NO. 0028 R 301 Plier – for SR 7N-2 and SR 8N-2 only</b>						
.750	19,1			4-20	SR 7N-2	37/64 14,7
.875	22,2			4-21	SR 8N-2	

For Original Strain Relief Assembly **Air Tools**, see page 4-29.